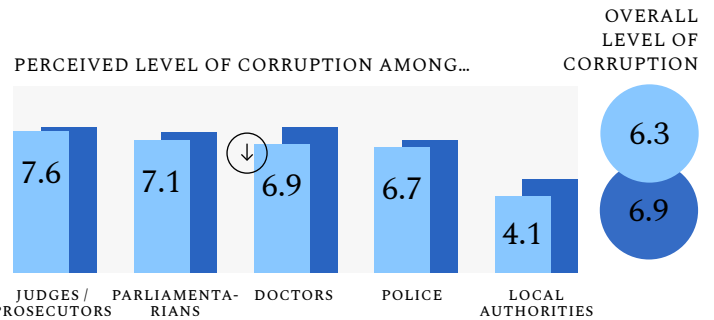

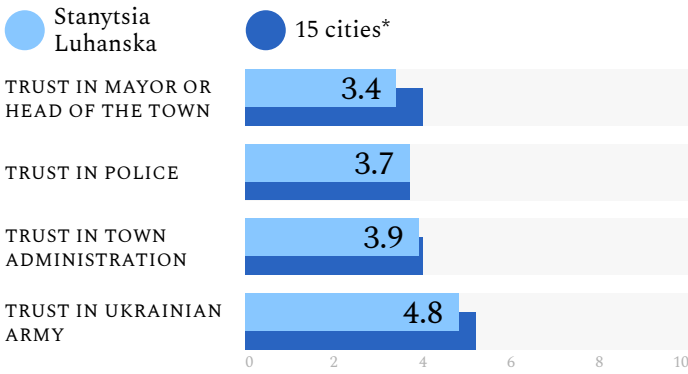


# STANYTSIA LUHANSKA CITY PROFILE 2019

## GOOD GOVERNANCE




- ✓ Prioritize anti-corruption and transparency initiatives across the low enforcement and justice system.
- ✓ Increase trust towards police by promoting initiatives that increase police's responsiveness to communal fears as well as communication between police and citizens.

## COMMUNITY BONDS & VALUES

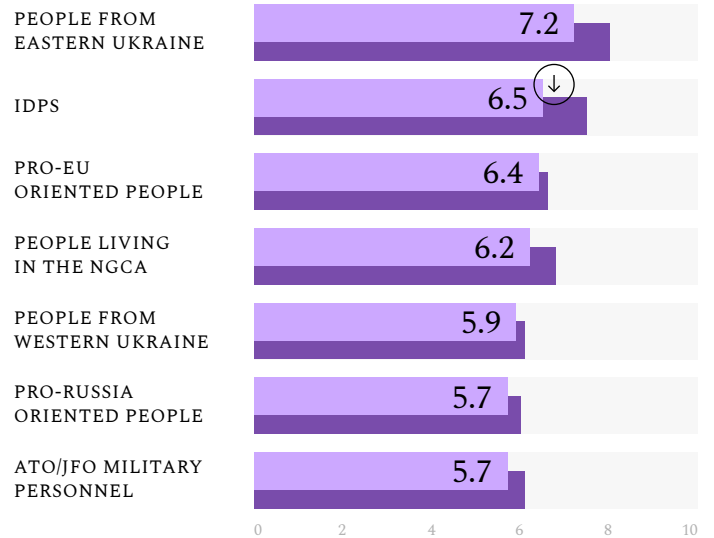


### SOCIAL THREAT

Feeling that different socio-demographic groups (i.e. IDPs, people from western and eastern Ukraine, pro-EU etc.) may undermine the unity of their community



## CONFIDENCE THAT PEOPLE FROM DIFFERENT GROUPS WILL LISTEN



- ✓ Considering the higher social threat towards and lower contact with IDPs in Stanytsia Luhanska, IDP integration programmes should be prioritised. Promote positive examples where IDPs contribute to the community enriching the local economy and culture.

\* CITIES WERE SELECTED BASED ON THE DG EAST PROGRAMMATIC INTEREST:

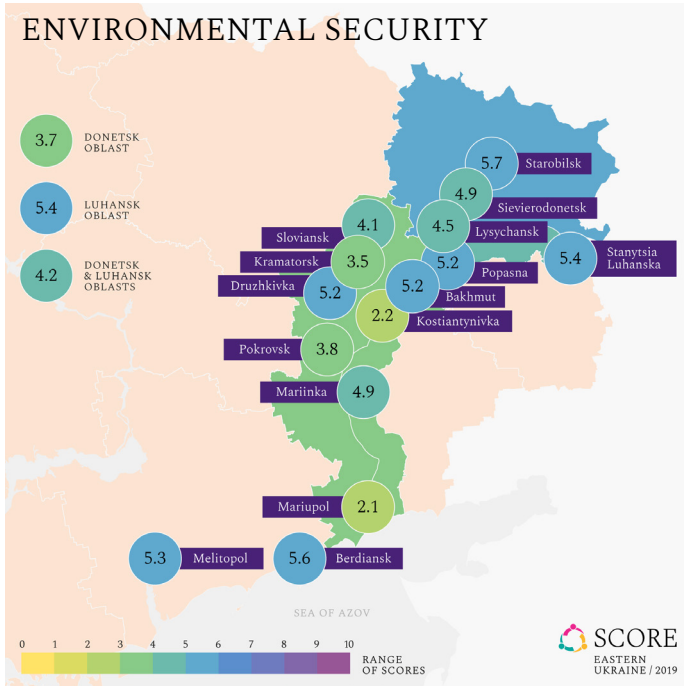
Mariupol, Kramatorsk, Lysychansk, Sloviansk, Bakhmut, Kostiantynivka, Pokrovsk, Druzhkivka, Starobilsk, Popasna, Stanytsia Luhanska, Mariinka, Sievierodonetsk, Melitopol, Berdyansk. A total of 3000 respondents were sampled in 15 cities (200 per city).

↑ Highest SCORE among 15 cities

↓ Lowest SCORE among 15 cities

# SATISFACTION WITH CITY LIFE

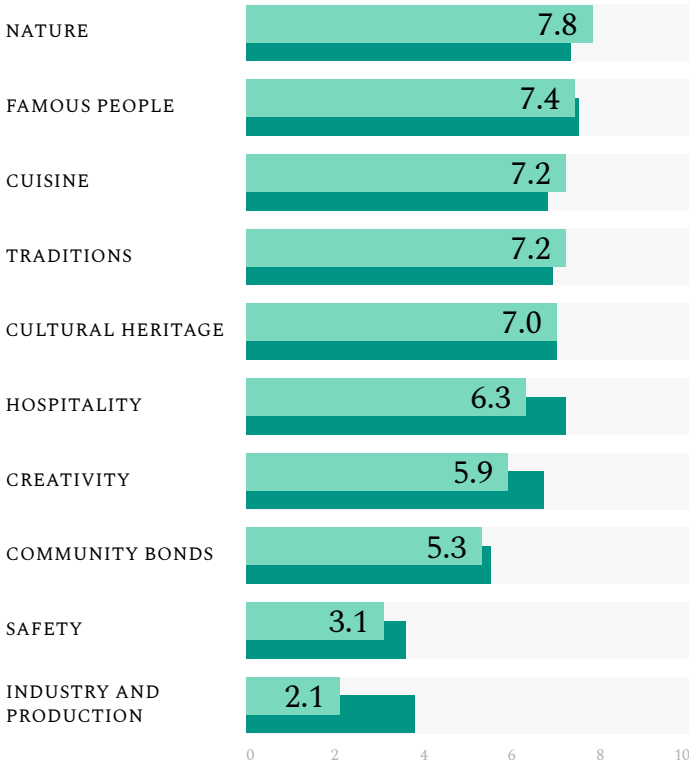
● Stanytsia Luhanska ● 15 cities\*



The city has one of the highest levels of environmental security from studied cities following Starobilsk and Berdiansk. However, 68% of citizens are concerned about environmental risks and nearly 80% of are not happy with the air they breathe.

## PRIDE IN YOUR LOCALITY

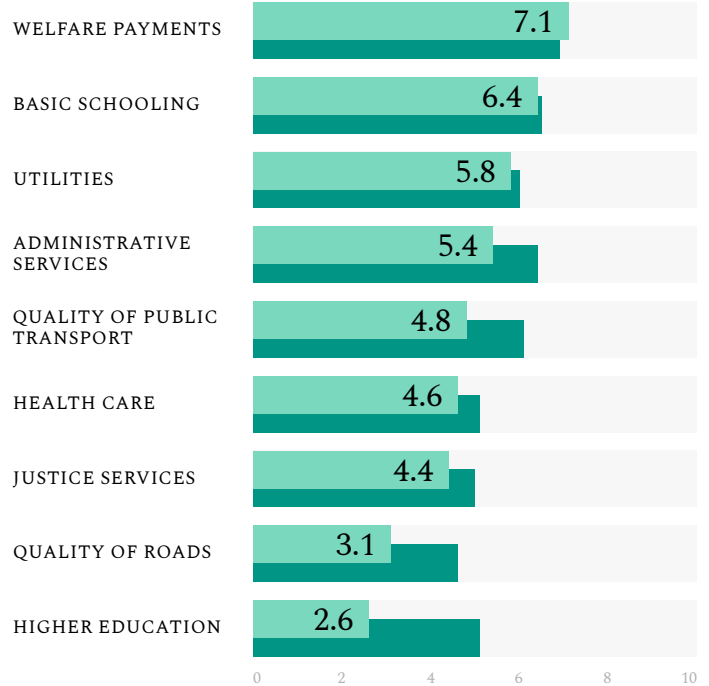
To what extent are you proud of the following in you locality?



LOCALITY SATISFACTION  
(in terms of jobs, leisure activities and raising children)

4.1 5.8

## PROVISION OF PUBLIC SERVICES



88% of respondents are dissatisfied with the road networks, while 58% think the public transport is inefficient.

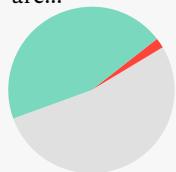
✓ *Improve provision of public services, concentrating on quality of roads and public transport, which would help increase the accessibility of other services such as health care and education.*

PRIDE IN LOCALITY (OVERALL)

5.9 6.2

## CIVIC BEHAVIOUR

To change things in your community you are...



- 45% ACTIVE  
Willing to use political and social means of action without violence
- 2% VIOLENT  
Willing to use violence
- 53% PASSIVE  
Not willing to do anything

✓ *To motivate passive citizens, concentrate on small scale civic initiatives relevant to their sense of pride (i.e. local famous people, nature, traditions, cuisine) that bring immediate benefit to the community.*

\* CITIES WERE SELECTED BASED ON THE DG EAST PROGRAMMATIC INTEREST:

Mariupol, Kramatorsk, Lysychansk, Sloviansk, Bakhmut, Kostiantynivka, Pokrovsk, Druzhkivka, Starobilsk, Popasna, Stanytsia Luhanska, Mariinka, Sievierodonetsk, Melitopol, Berdyansk. A total of 3000 respondents were sampled in 15 cities (200 per city).

⬆ Highest SCORE among 15 cities

⬇ Lowest SCORE among 15 cities