

TRUST IN AUTHORITIES IN THE EAST

UASCORE 2018

Variables from Phase 2
Sample size: 9018



USAID



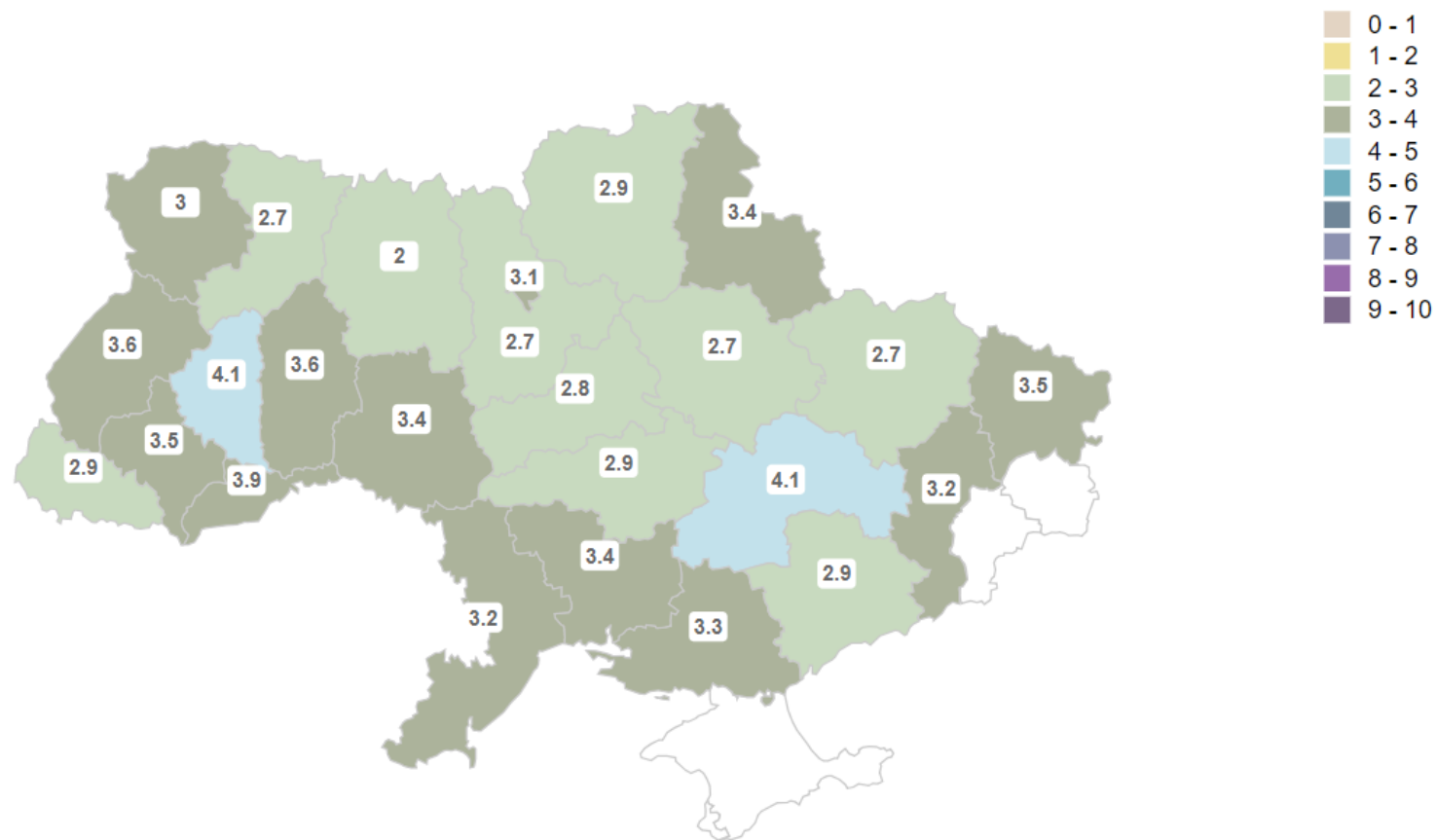
SeeD
CENTRE FOR SUSTAINABLE PEACE
AND DEMOCRATIC DEVELOPMENT

TRUST IN AUTHORITIES: TRUST IN LOCAL AUTHORITIES 2016

3.2 Average score for Ukraine 2016
Trust of Local Authorities

Trust in local authorities

Level of trust in key local institutions in society such as the Oblast State Administration, local civil society organizations, etc.



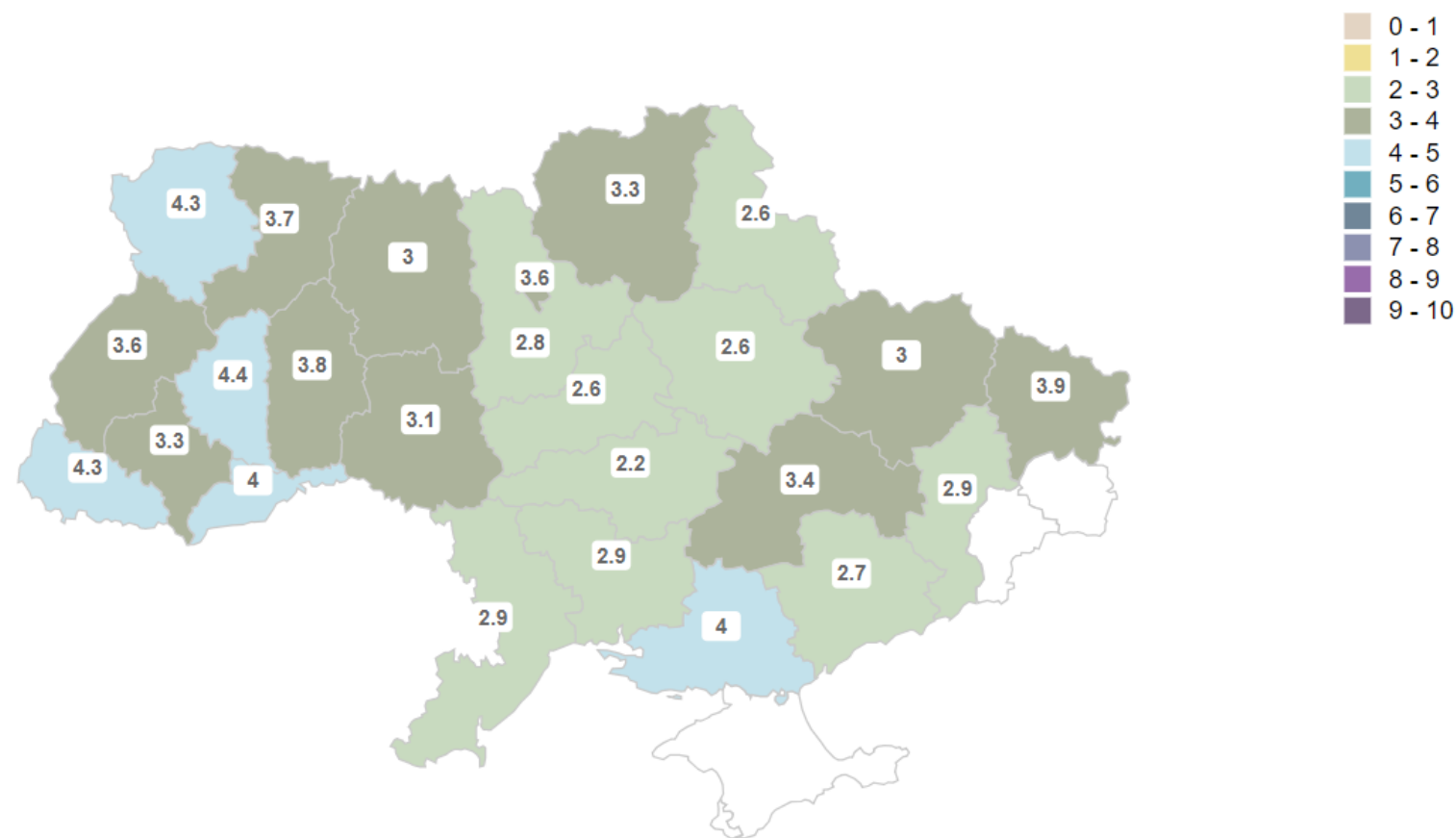
TRUST IN AUTHORITIES: TRUST IN LOCAL AUTHORITIES 2018

3.3

Average score for Ukraine 2018
Trust in local authorities

Trust in local authorities

Level of trust in key local institutions in society such as the Oblast State Administration, local civil society organizations, etc.

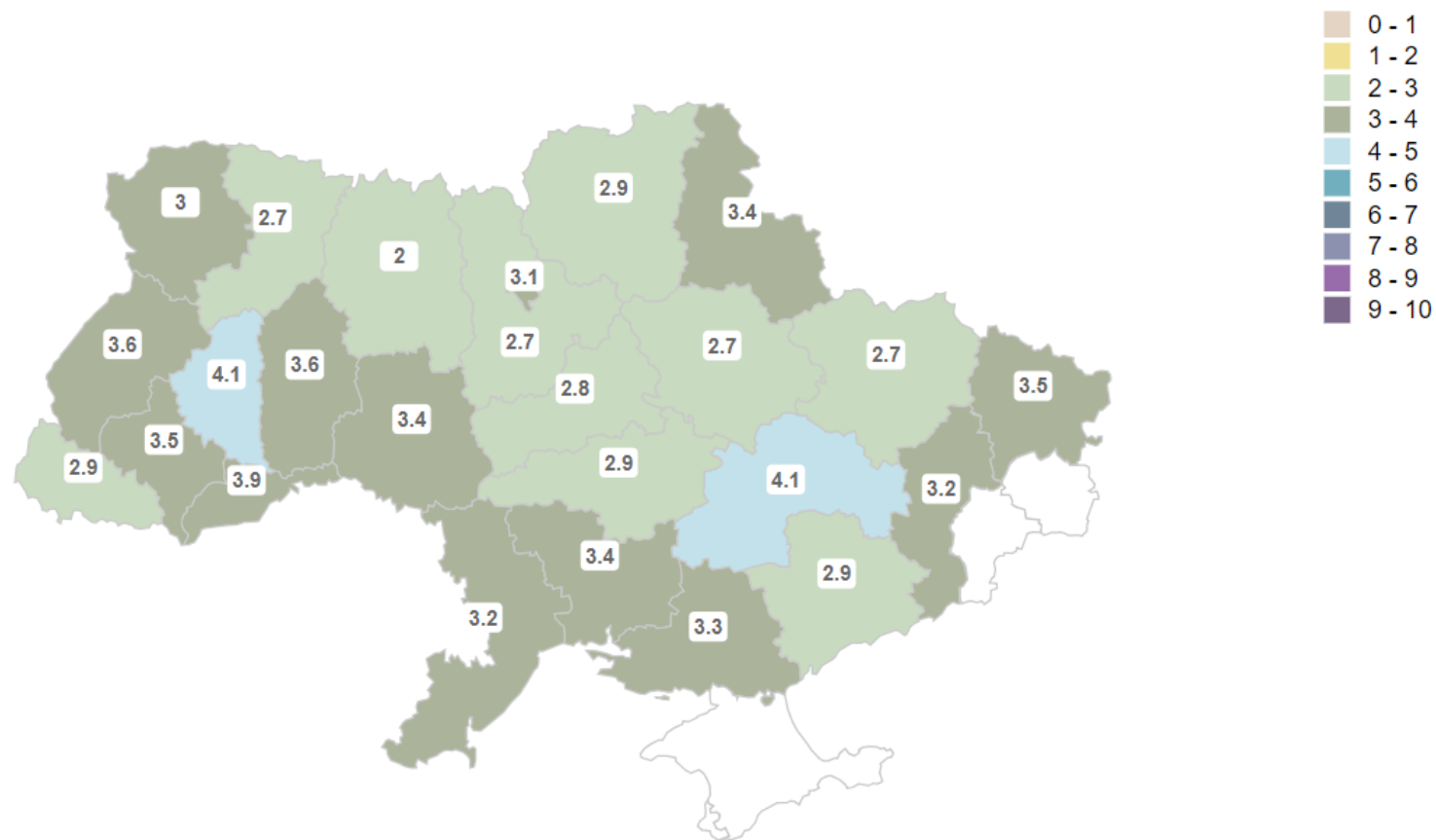


TRUST IN AUTHORITIES: TRUST IN NATIONAL AUTHORITIES 2016

3.2 Average score for Ukraine 2016
Trust of Local Authorities

Trust in national authorities

Level of trust in key national institutions such as the President, Parliament, Cabinet of Ministers and courts.

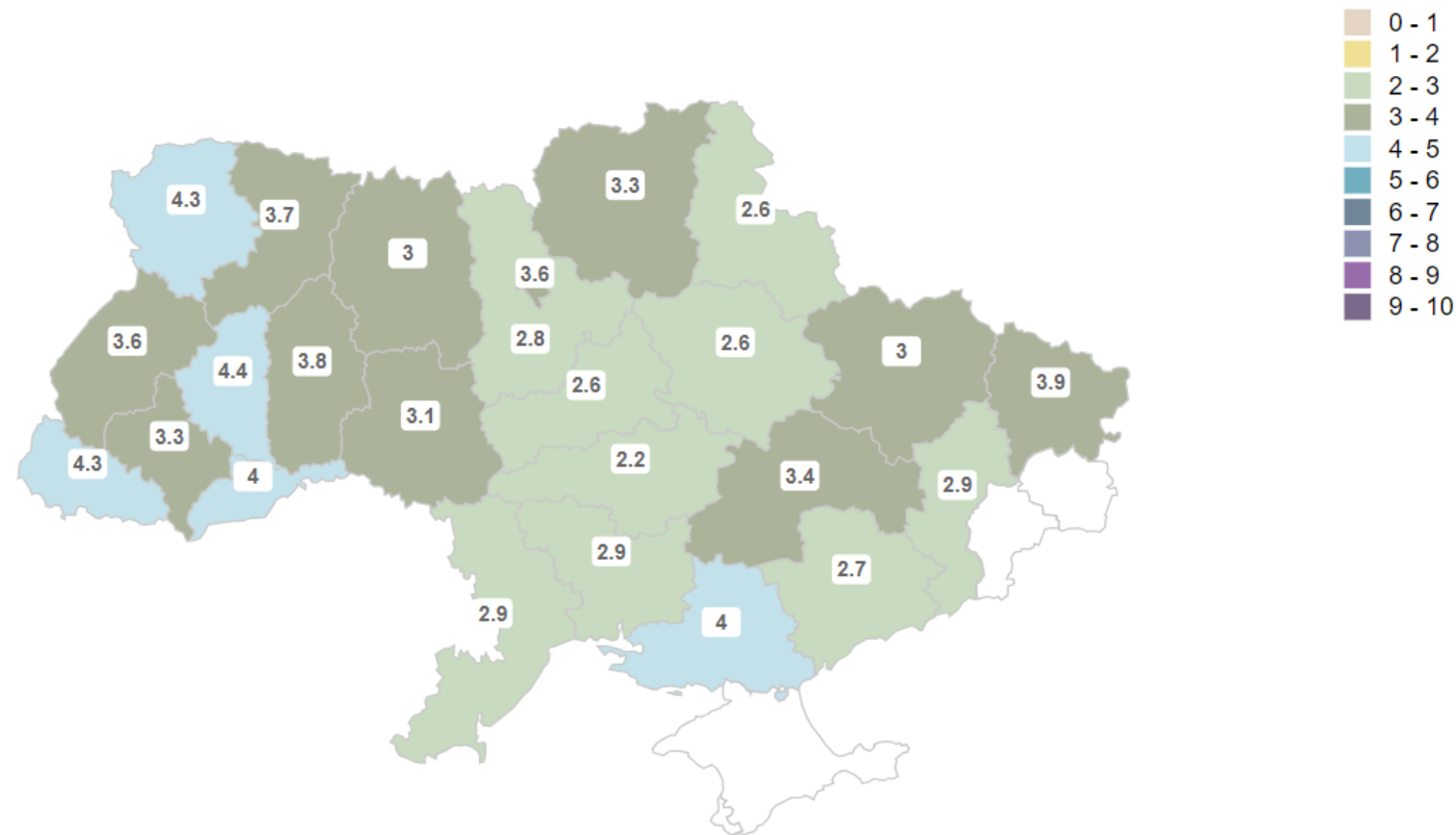


TRUST IN AUTHORITIES: TRUST IN NATIONAL AUTHORITIES 2018

3.3

Average score for Ukraine 2018
Trust in local authorities

Trust in national authorities
Level of trust in key national institutions such as the President, Parliament, Cabinet of Ministers and courts.

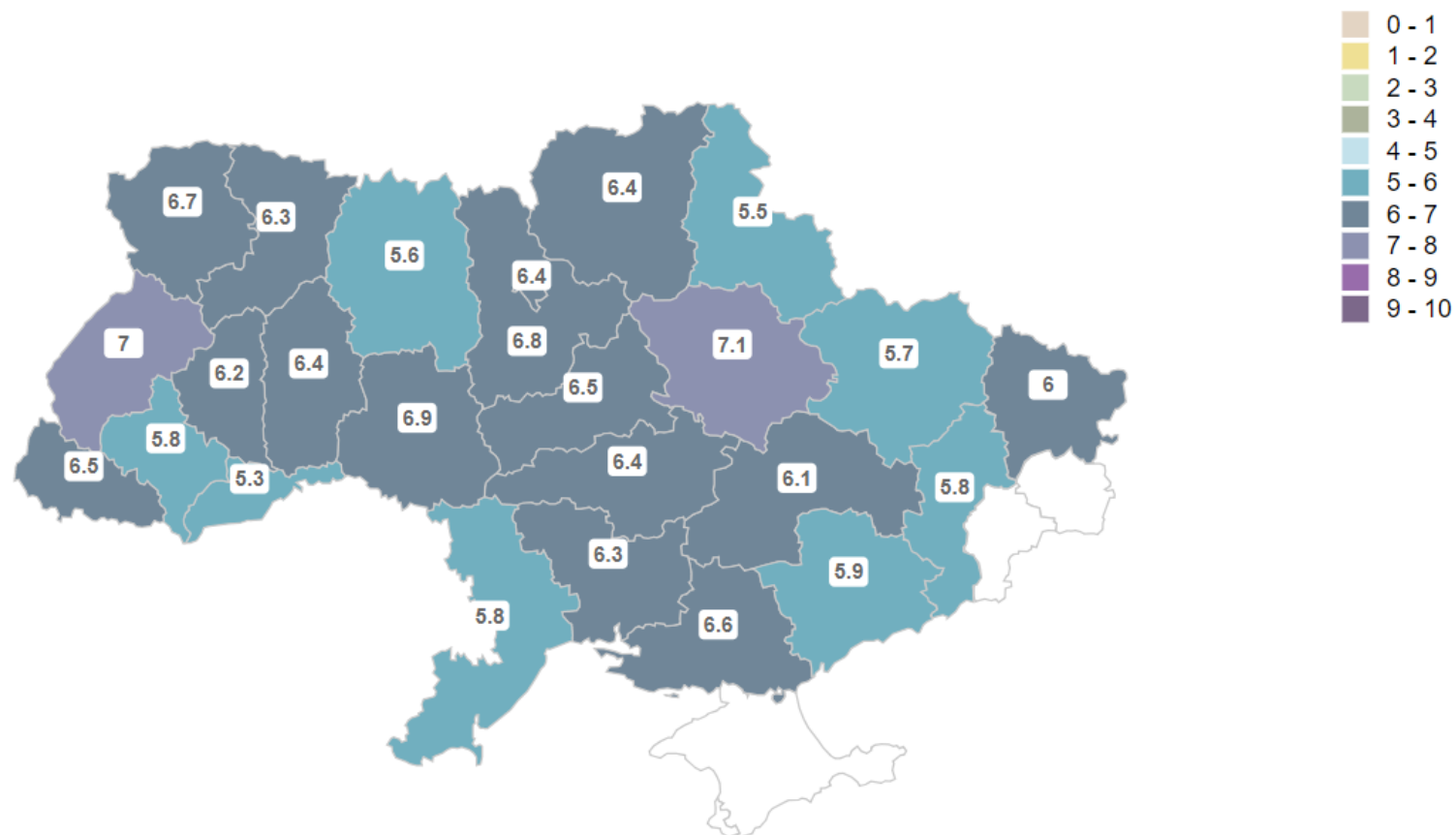


TRUST IN AUTHORITIES: CIVIC RESPONSIBILITY HEATMAP 2018

6.2 Average score for Ukraine 2018
Civic responsibility

Civic responsibility

The extent to which one feels responsible for the future and well-being of their society and country.



TRUST IN AUTHORITIES: CONSTRUCTION OF PROFILES

What is the relation between **Trust in Authorities** and **Civic Responsibility** in Eastern Ukraine?

Trust in National and Local Authorities



To what extent do you trust each of these persons or institutions?

SCORES

National Authorities
2.2

Local Authorities
3.3

Civic Responsibility

SCORES

6.2

The extent to which one feels **responsible** for the future and well-being of their society and country.

To what extent do you agree with the following?

- We should all be trying to do what will benefit Ukraine as a whole, more than what would benefit us personally;
- I gladly put aside my own private pursuits for an opportunity to serve the common good in my country;
- What happens to Ukraine in the future is not my problem. I let others worry about this kind of thing.

TRUST IN AUTHORITIES: OVERVIEW OF CLUSTERS: POPULATION SEGMENTATION

	Moderate - High	High - Moderate	Moderate - Moderate	Low - Moderate	Low - Low
<i>Trust in National and Local Authorities</i>	Moderate 2.5	High 5.8	Moderate 2.7	Low 0.3	Low 1.5
<i>Civic Responsibility</i>	High 8.3	Moderate 6.3	Moderate 5.9	Moderate 6.4	Low 3.5



TRUST IN AUTHORITIES: PROFILE DESCRIPTION OF CLUSTERS



MODERATE TRUST & HIGH RESPONSIBILITY

This group has all the qualities for becoming **Change Makers**.

With highest **education level**, this group **relies on community work** and have strong **sense of agency**. They are **optimistic** about the country's future and most **supportive of reforms**. They also share a more critical perspective and **have strong intolerance to corruption**.

This group can lead pave the way for constructive public debate and civic engagement.



HIGH TRUST & HIGH RESPONSIBILITY

This group **trusts authorities blindly**, border-lining strong **nationalism that lacks critical perspective**.

They have the **highest income level** and highest **human security**; in other words, they are the most privileged. They are more **pro-EU** compared to other groups, least sceptical of **reforms**. This group has **strong sense of agency** and **civic optimism**.

This group can trigger constructive dialogue and public debate on the benefits of the EU if they can engage beyond an exclusive nationalistic framework in a more open and critical way.



MODERATE TRUST & MODERATE RESPONSIBILITY

This group shares lowest **education level** and **social competence**, such as self-esteem and social skills.

They have express lowest levels of **Ukrainian nationalism** compared to other groups, and share more pro-Russia attitudes compared to pro-EU attitudes. They do not **trust security services** but express the strongest **trust in local administrations** compared to other groups.

This group tend to be more passive and disconnected civic and political life.

TRUST IN AUTHORITIES: PROFILE DESCRIPTION OF CLUSTERS




LOW TRUST & MODERATE RESPONSIBILITY

This group is **mistrusting**, with **lowest income** and challenged feeling of **human security**. They also report very **low access to services**. Unsurprisingly, they are **sceptical about the implementation of reforms** and perceive **corruption as very high**.

They express **pro-Russian attitudes** and feel very **fatigued by the conflict compared to other groups**. However, they share **highest executive skills** and strong **mental well-being**.

This group can be engaged and included constructively by enhancing their human security and access to services.



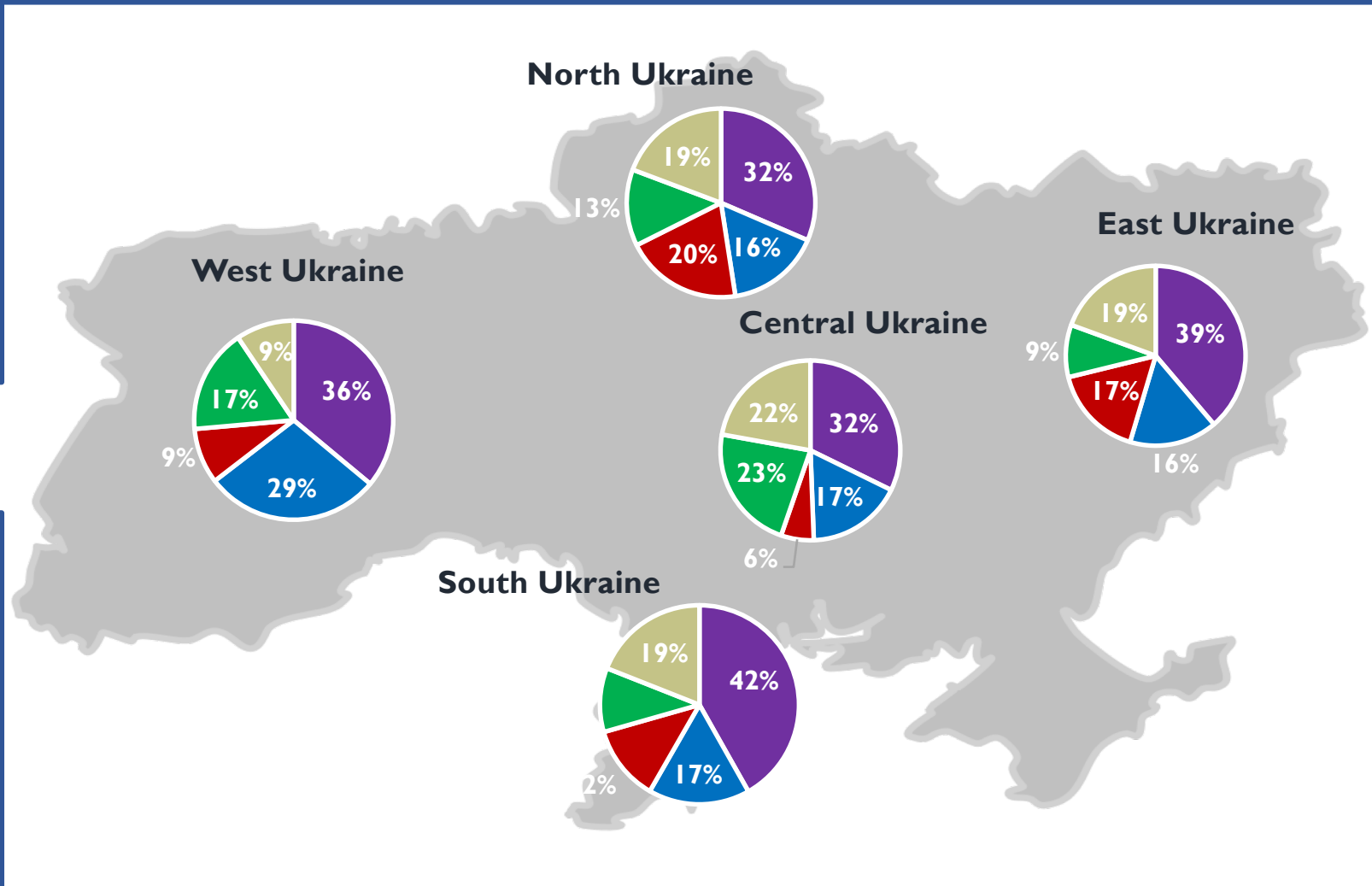
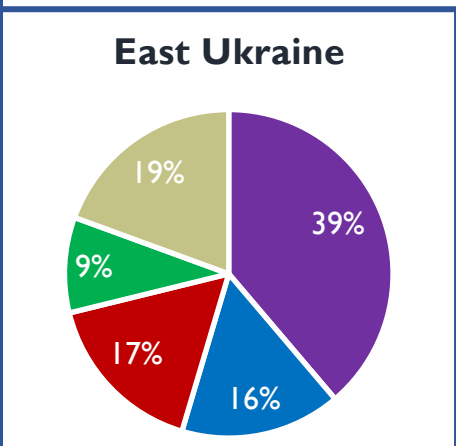
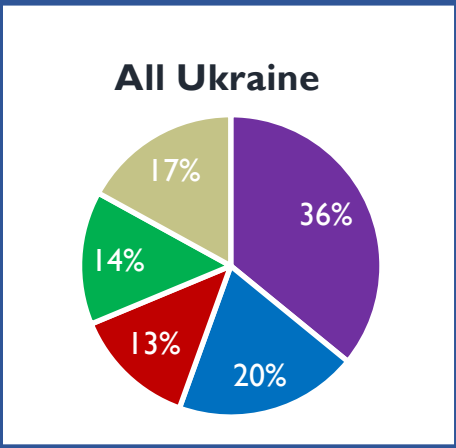
LOW TRUST & LOW CIVIC RESPONSIBILITY

This group is the most civically **passive** and **disconnected**. They have the highest levels of **mistrust**. Similar to the group on the left, they have very low levels of human security. They are most **economically vulnerable group**, and report lowest access to services.

This group is also **nostalgic about the Soviet Union**, and express **pro-Russian attitudes**. Unsurprisingly, they do not support pro-EU orientation, and **blame Ukraine and the West** for the conflict in Ukraine. They express very low **sense of agency**, they do not believe **community and ordinary people can achieve positive change** and they are **pessimistic** about the future.

This group is very hard to reach but improved security can help enhance their sense of responsibility and agency.

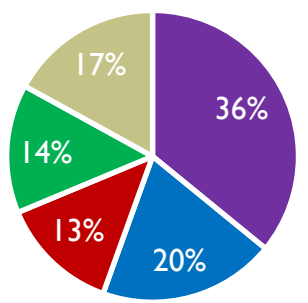
TRUST IN AUTHORITIES: REGIONAL DISTRIBUTION OF CLUSTERS



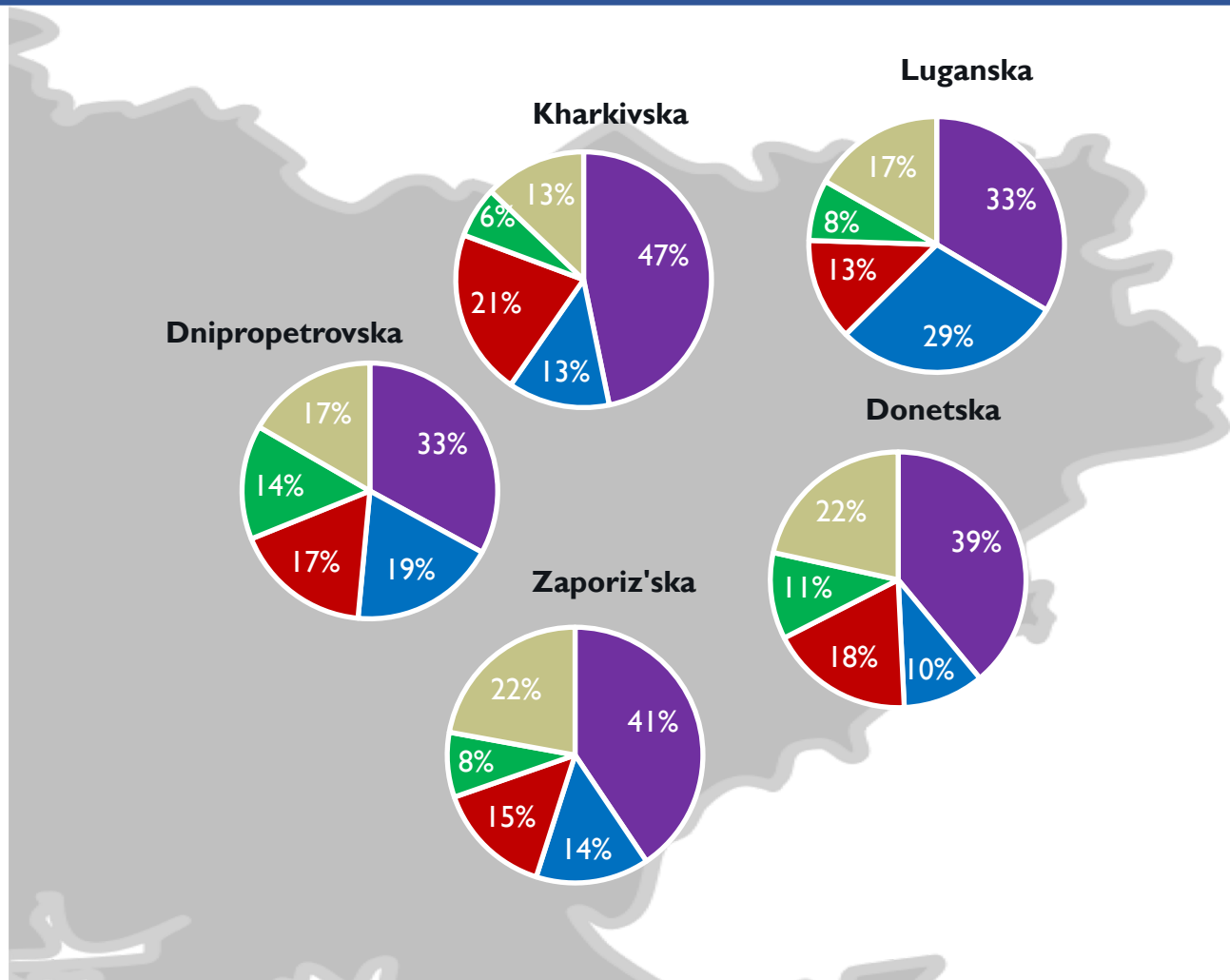
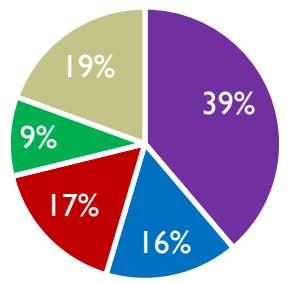
- Moderate Trust
Moderate Civic Responsibility
- High Trust
Moderate Civic Responsibility
- Low Trust
Low Civic Responsibility
- Moderate Trust
High Civic Responsibility
- Low Trust
Moderate Civic Responsibility

TRUST IN AUTHORITIES: REGIONAL DISTRIBUTION OF CLUSTERS IN EASTERN UKRAINE

All Ukraine



East Ukraine



- Moderate Trust Moderate Civic Responsibility
- High Trust Moderate Civic Responsibility
- Low Trust Low Civic Responsibility
- Moderate Trust High Civic Responsibility
- Low Trust Moderate Civic Responsibility

TRUST IN AUTHORITIES: ENTRY POINTS

What can be done?



TRUST IN LOCAL ADMINISTRATIONS IN EASTERN UKRAINE

UASCORE 2018

TRUST IN LOCAL ADMINISTRATIONS: SIGNIFICANCE COMPARED TO TRUST IN AUTHORITIES

Cluster group:	Moderate Trust High Civic	High Trust Moderate Civic	Moderate Trust Moderate Civic	Low Trust Moderate Civic	Low Trust Low Civic
Trust in Local Administrations	Highest (2.3)	Highest (2.35)	Highest (2.41)	Lowest (1.69)	2.05
Trust in National and Local Authorities	2.52	5.82	2.74	0.25	1.45
Trust in Security Services	4.25	Highest (6.26)	3.78	Lowest (1.77)	Lowest (2.13)
Trust in Media	4.56	Highest (5.72)	4.16	Lowest (2.75)	Lowest (2.92)
Trust in Community	5.72	Highest (6.34)	5.22	Lowest (4.0)	Lowest (3.95)

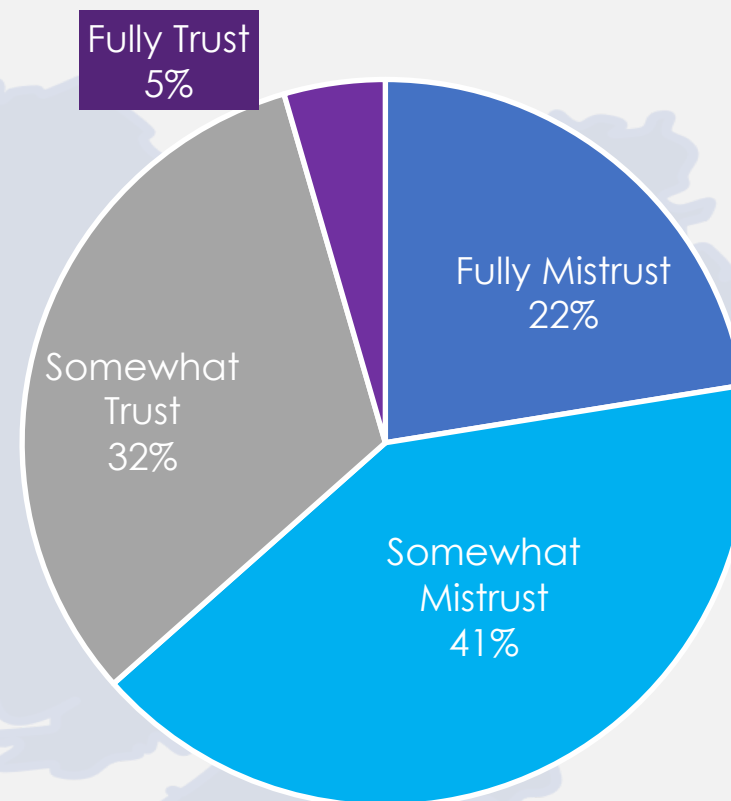
*Local **administrations** (mayor, council, etc.) works differently to trust for **national and local authorities** and other bodies (e.g. security services, community, media).*

TRUST IN LOCAL ADMINISTRATIONS: PROFILE DESCRIPTION CLUSTERS

FULLY MISTRUST	SOMEWHAT MISTRUST	SOMEWHAT TRUST	FULLY TRUST
<p>Low services and low human security.</p> <p>Lowest support for human rights.</p> <p>Highest support for Russia military operations and highest pro-Russia media consumption. But also highest support for Ukrainian army.</p> <p>Civically pessimistic and passive group.</p>	<p>Highest human security.</p> <p>Strong support for reforms, and strong belief in human rights.</p> <p>Lowest support for Ukrainian army.</p> <p>High civic responsibility and community cooperation, high optimism about the future;</p> <p>Strongest psychosocial wellbeing.</p>	<p>High economic security BUT low political security.</p> <p>Sceptical about effective implementation of reforms. High tolerance to corruption and nepotism.</p> <p>High pro-Russian media consumption and support for Russian military operations;</p> <p>Pessimistic about the future, weak social connectedness and challenges regarding psychosocial wellbeing.</p>	<p>Highest access to services and strong human security.</p> <p>Strong support for reforms and Ukrainian military operations.</p> <p>Strong civic responsible, and shares strong social harmony and sense of belonging with other groups in society.</p> <p>Strong psychosocial wellbeing.</p>

TRUST IN LOCAL ADMINISTRATIONS: CLUSTER DISTRIBUTION IN EASTERN UKRAINE

Local **administrations** (mayor, council, etc.) works differently to trust for **national and local authorities** and other bodies (e.g. security services, community, media).



TRUST IN LOCAL ADMINISTRATIONS: LOOKING DEEPER

Local officials improve the wellbeing of people in our community/locality

