

Anti-East Tendency: National Profiles & Influencing Factors in the West

Based on 2016-2018 panel sample



USAID
ВІД АМЕРИКАНСЬКОГО НАРОДУ



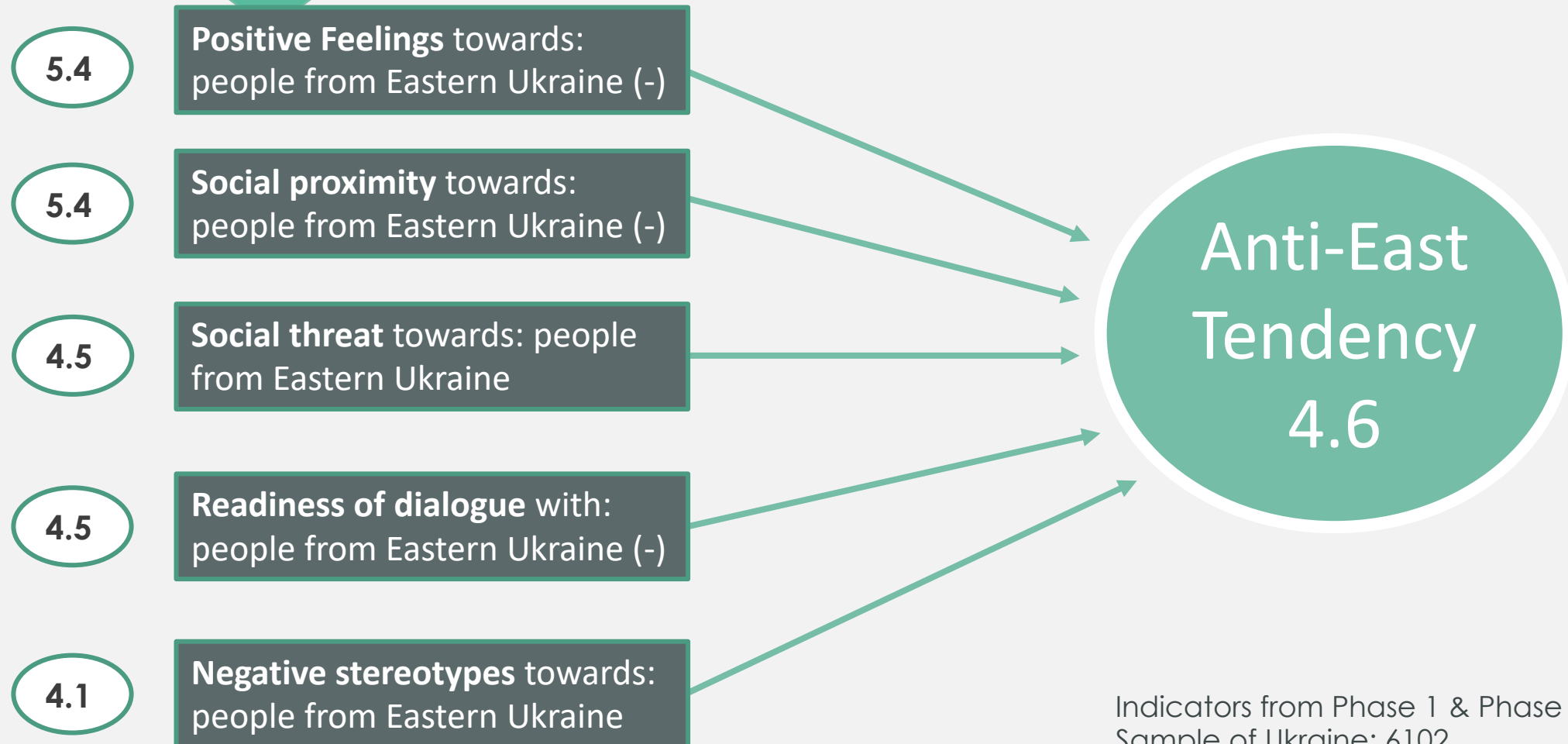
Anti-East Tendencies in Ukraine (2016-2018)

One of the goals of UASCORE during both waves was to explore relations between different groups in Ukraine: people from Western Ukraine, people from Eastern Ukraine, pro-Russian and pro-European people, Russians, IDPs, and the like. The groups were identified in consultation with partners, representatives of NGOs and authorities, as well as regional focus groups in different oblasts.

One of the groups where UASCORE has identified prevalent negative perceptions is the "people from Eastern Ukraine." That is why additional research was conducted to identify how strong the Anti-East tendencies in Ukraine are, what their geographical prevalence is, and possible reasons of such feelings.

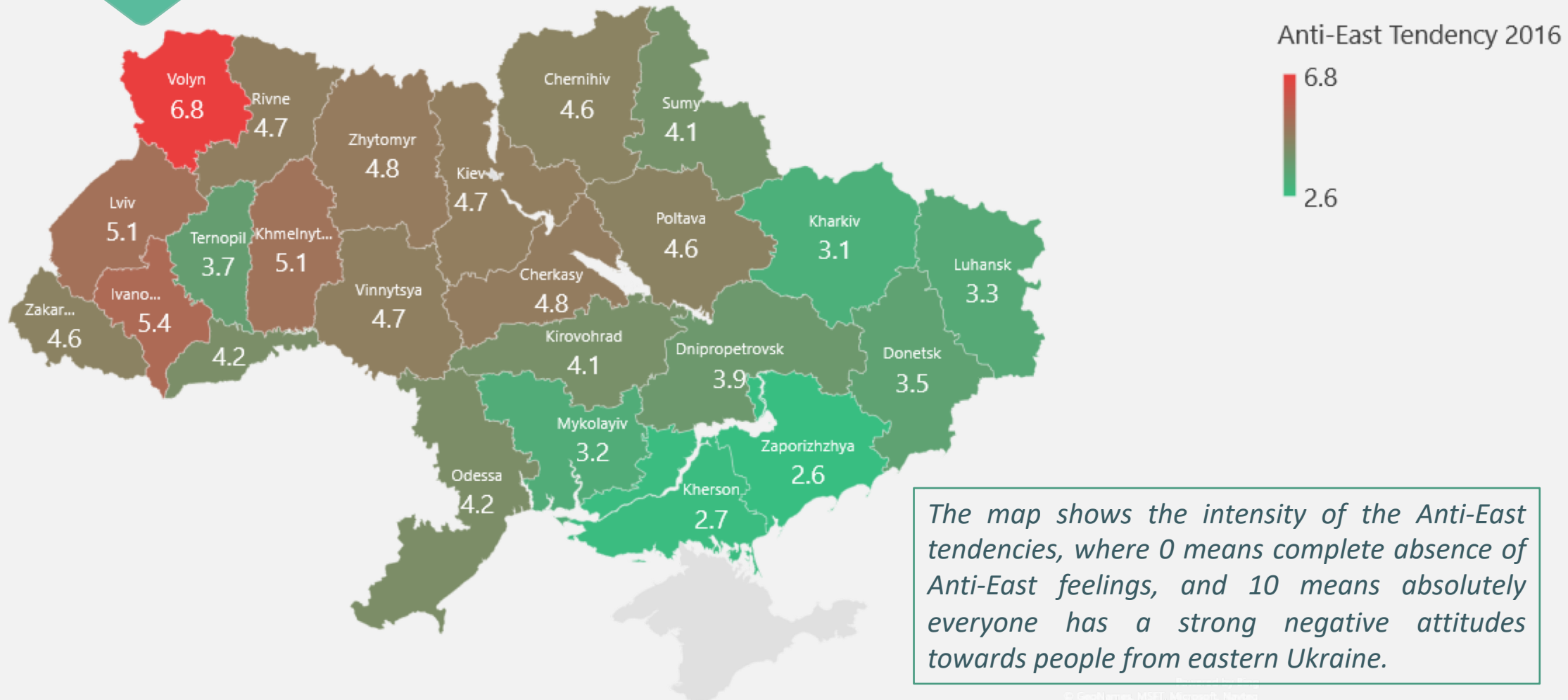
Anti-East Tendency: Composition

We have put together all UASCOPE indicators related to intergroup relations in 2016 and 2018 and created a composite indicator called Anti-East tendencies. The minus sign (-) means that an indicator is reversed when calculating the composite. For example, to form the Anti-East tendencies we reversed the first indicator in the table into 'lack of positive feelings.'

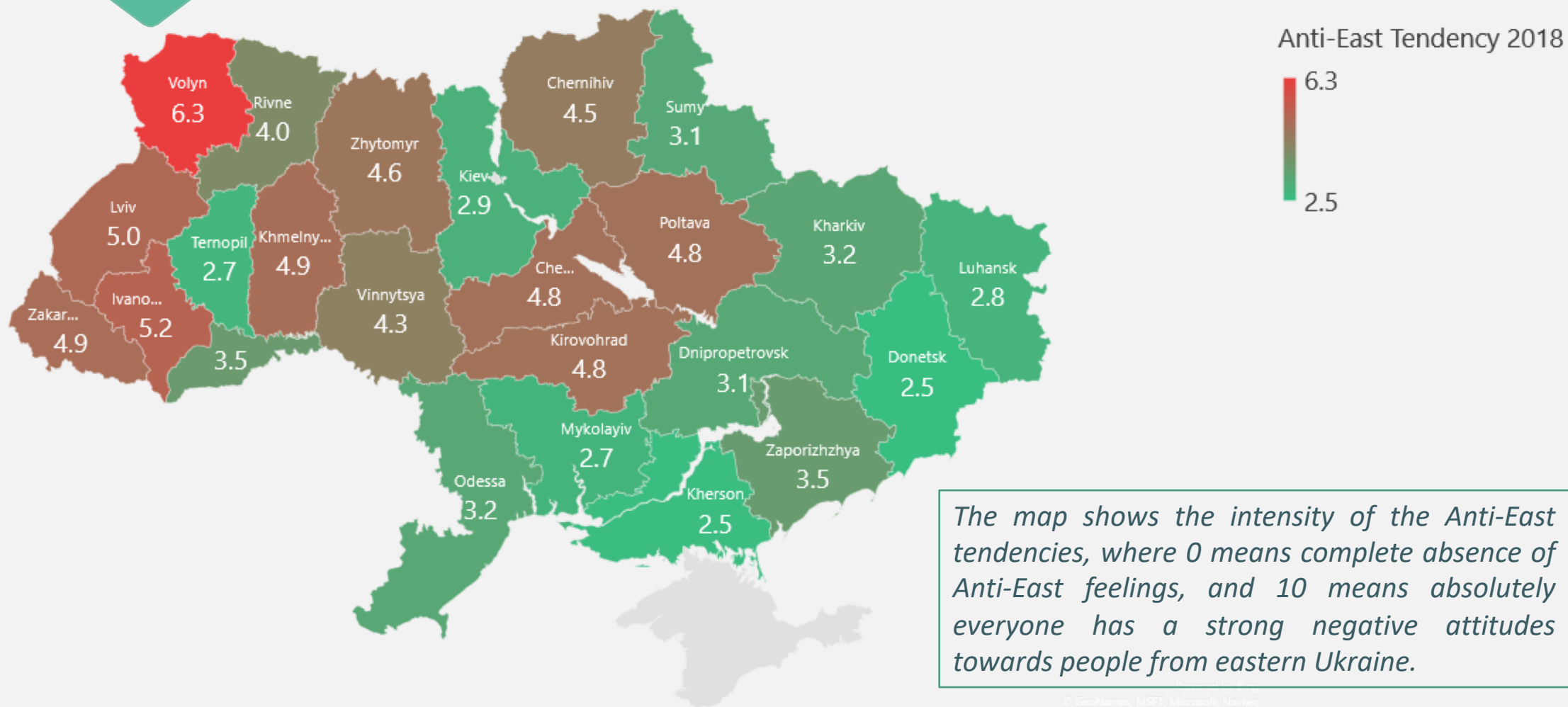


Indicators from Phase 1 & Phase 2
Sample of Ukraine: 6102

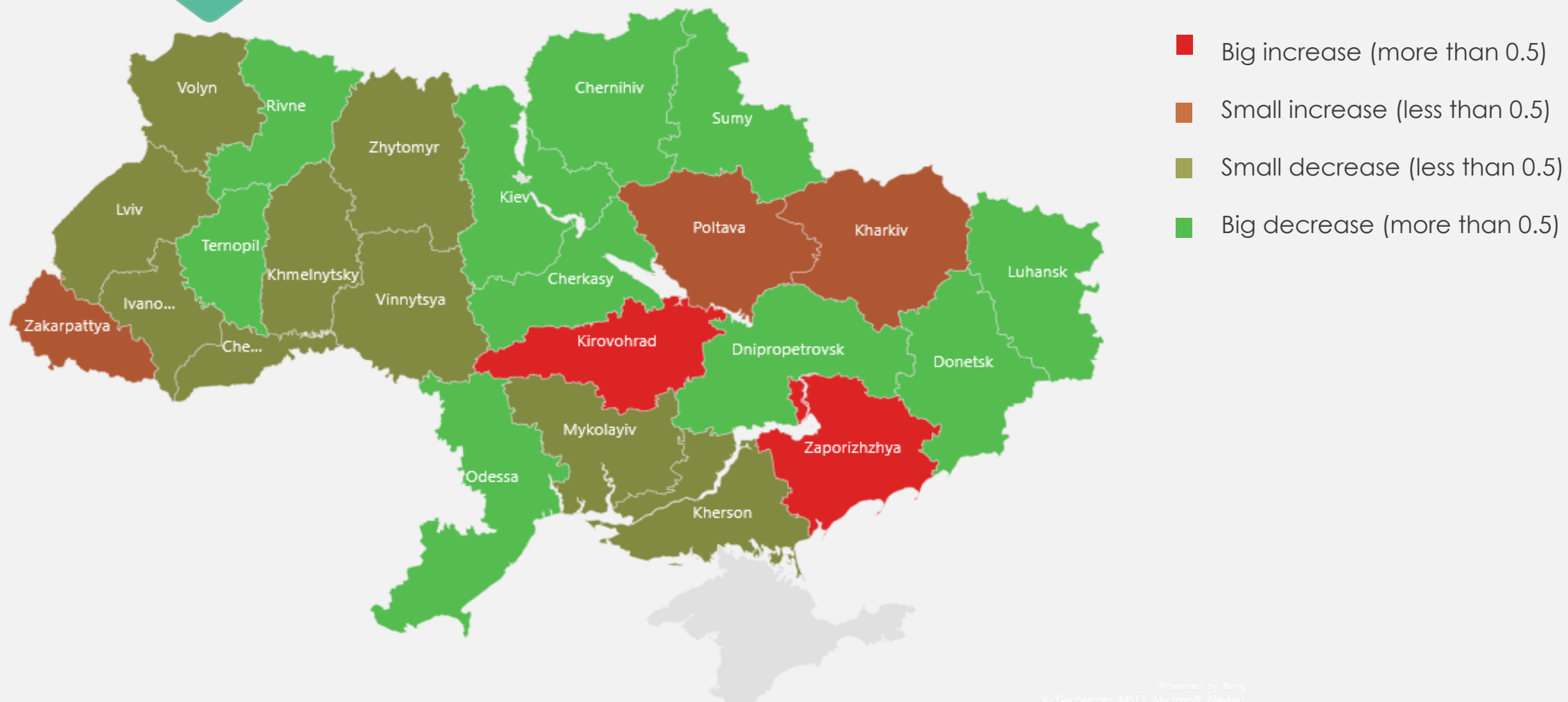
Anti-East Tendency 2016



Anti-East Tendency 2018



Change in Anti-East Tendency 2016 -2018



Anti-East Tendency: Groups

To understand to whom we should target our programs, we divided the respondents into four groups based on their Anti-East tendencies using CLUSTER analysis (aka population segmentation).



Steady Low

1.6

Anti-East Tendency maintained low between 2016 & 2018



Steady High

6.0

Anti-East Tendency maintained high between 2016 & 2018



Decreasing

2.2

Anti-East Tendency decreased from 2016 to 2018



Increasing

4.7

Anti-East Tendency increased from 2016 to 2018

Profiles Anti-East Tendency SCORES



Indicators that signify (differentiate) the four different groups are illustrated in the table below. Statistically significant indicators are highlighted in bold, and the SCORE value for each indicator is given in brackets

All National scores for 2018


	Steady Low	Decreasing	Increasing	Steady High
Intergroup Relations	Lowest Multiculturalism experience (2.7)	Low Multiculturalism experience (3.4)	Highest Multiculturalism experience (4.1)	High Multiculturalism experience (4.0)
	Low social threat towards outgroups (7.2)	Lowest social threat towards outgroups (7.1)	Medium social threat towards outgroups (7.5)	Highest social threat towards outgroups (8.2)
	Highest contact with outgroups (8.3)	High contact with outgroups (7.9)	Medium contact with outgroups (7.4)	Lowest contact to outgroups (7.0)
Mental Wellbeing	Highest executive skills (8.7)	Medium executive skills (7.9)	Lowest executive skills (7.3)	Low executive skills (7.6)
	Highest psychosocial adjustment index (7.9)	High psychosocial adjustment index (7.5)	Lowest psychosocial adjustment index (7.1)	Medium psychosocial adjustment index (7.4)
	Lowest PTSD (0.7)	Medium PTSD (1.7)	Highest PTSD (2.3)	High PTSD (1.8)
	Highest social competence (6.9)	Medium social competence (6.6)	Lowest social competence (6.3)	Medium social competence (6.6)
Political Preferences	Highest support for decentralization & deregulation reform (7.8)	Low support for decentralization & deregulation reform (6.7)	Lowest support for decentralization & deregulation reform (6.3)	High support for decentralization & deregulation reform (7.2)
	Highest support Donbas reintegration (6.5)	High support Donbas reintegration (6.0)	Medium support Donbas reintegration (5.3)	Lowest support Donbas reintegration (4.6)

Summarizing characteristics of groups with high and low Anti-East tendencies



Groups with low level of AE tendencies

- High frequency of contact with outgroups
- Low level of social threat from outgroups
- High scores of social and executive functioning
- Support for Donbas reintegration

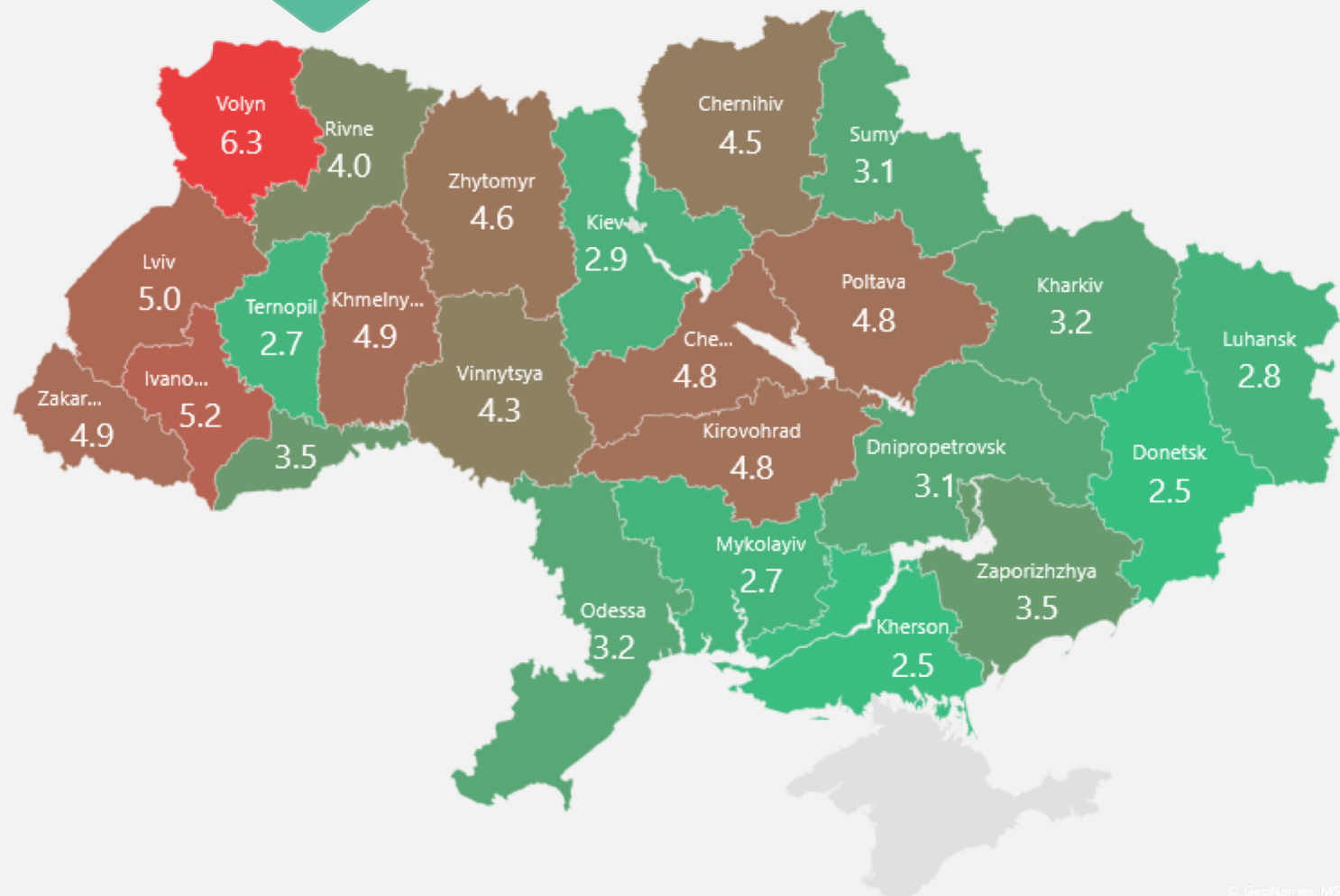


Groups with high level of AE tendencies

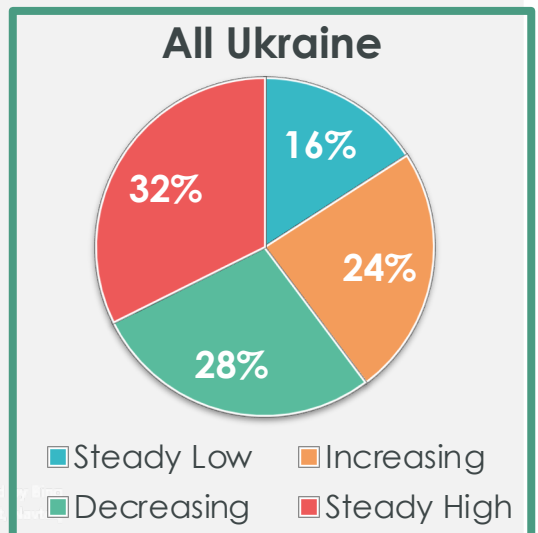
- Social isolation (low level of contact with outgroups)
- Negative stereotypes towards outgroups
- Low scores of social and executive functioning
- PTSD

Anti-East Tendency 2018

All National scores for Phase 2 - 2018



Anti-East Tendency 2018



Anti-East Tendency in Western Ukraine: Distribution & Influencing Factors

Area: Volynska, Lvivska, Zakarpatska, Rivnenska, Ternopil'ska, Ivano-Frankiv'ska, Chernivets'ka

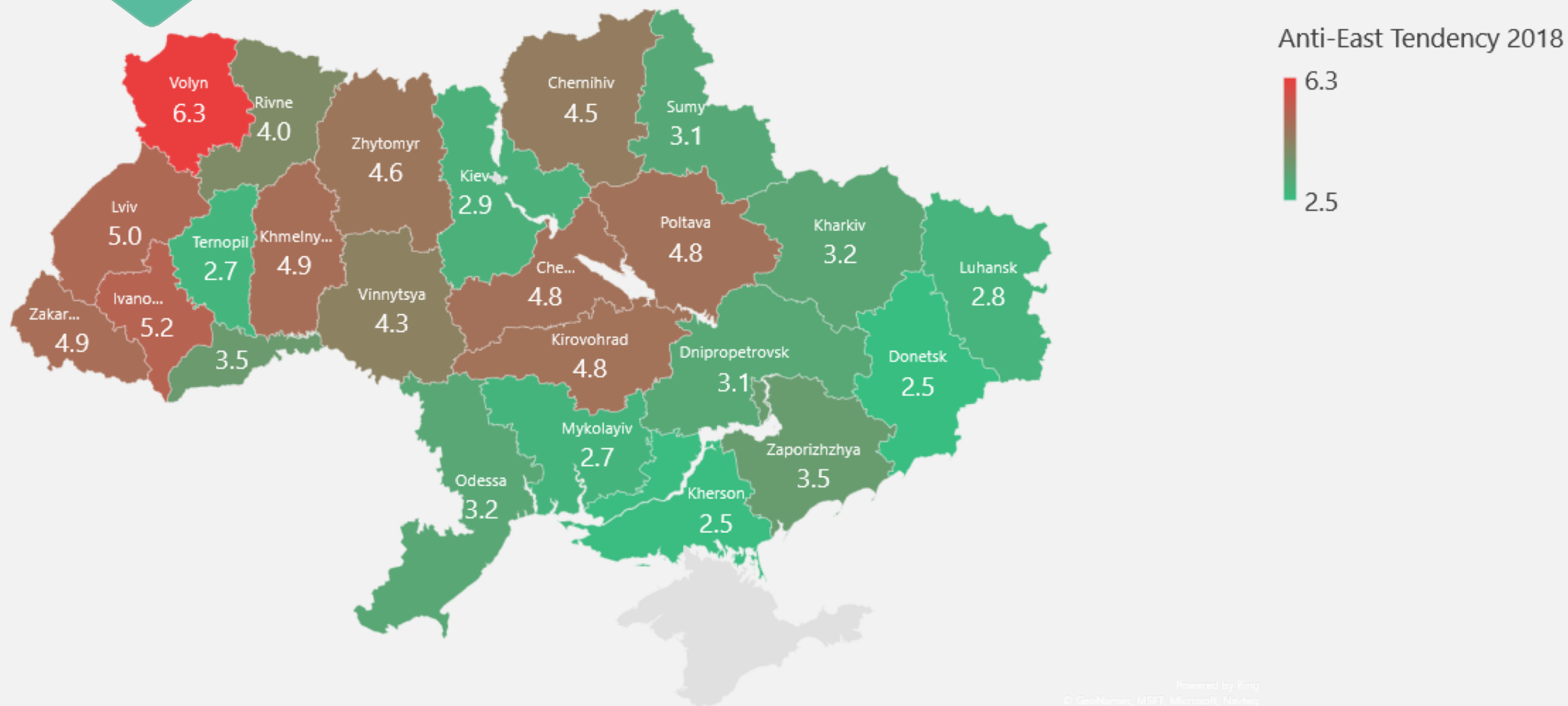
Sample Size: 2003

Phase 2: Scores 2018

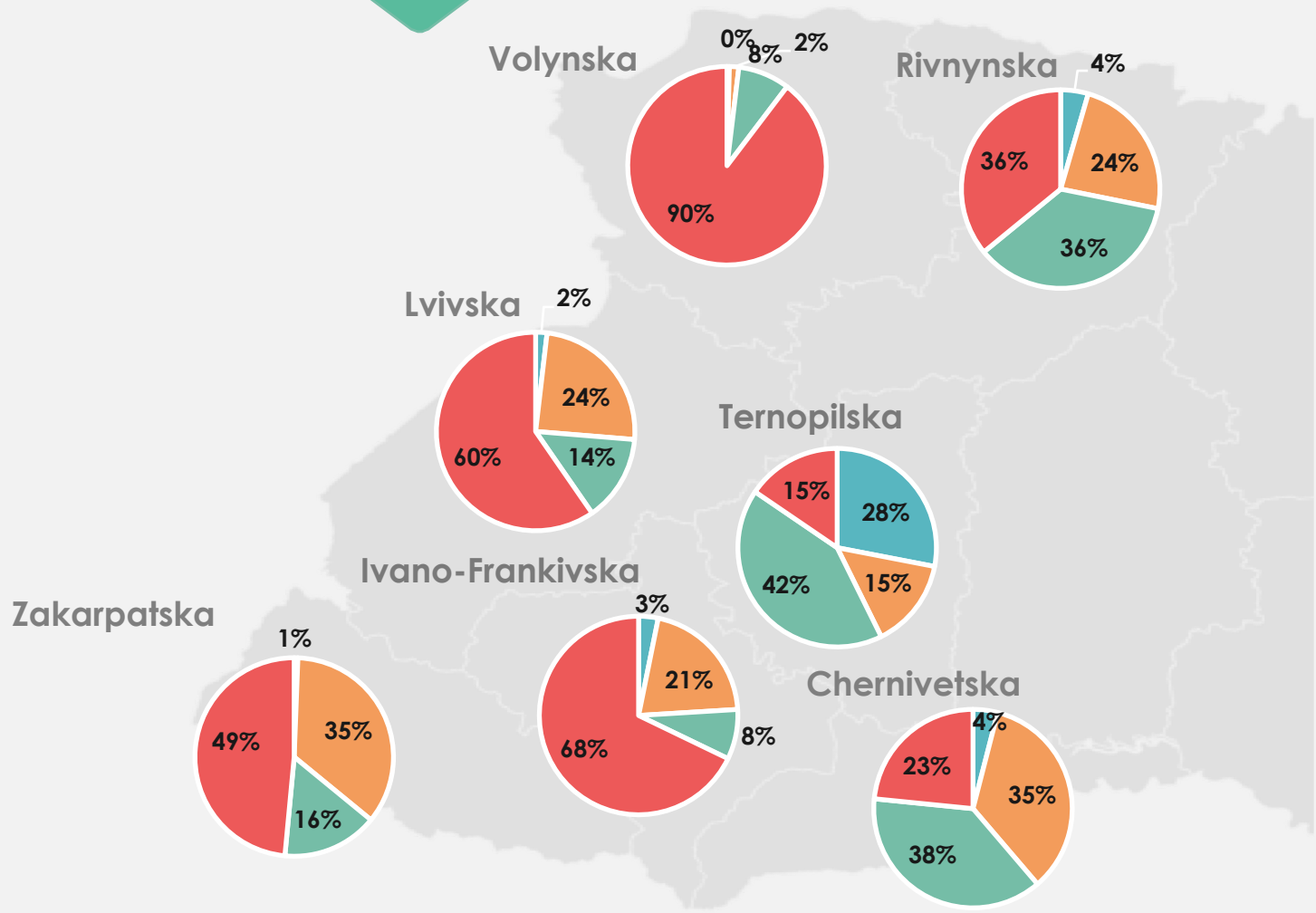


Anti-East Tendency 2018

National Scores for Phase 2 - 2018

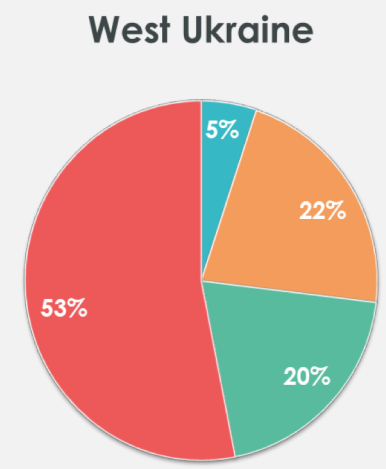
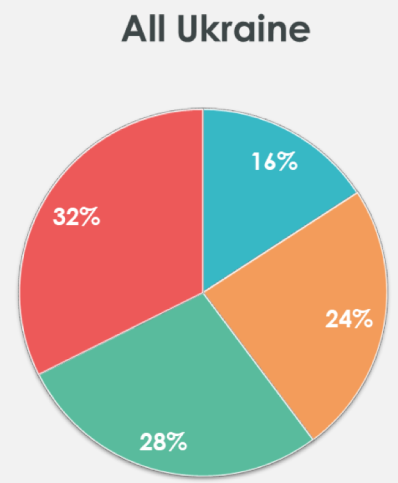


Anti-East Tendency in Western Ukraine

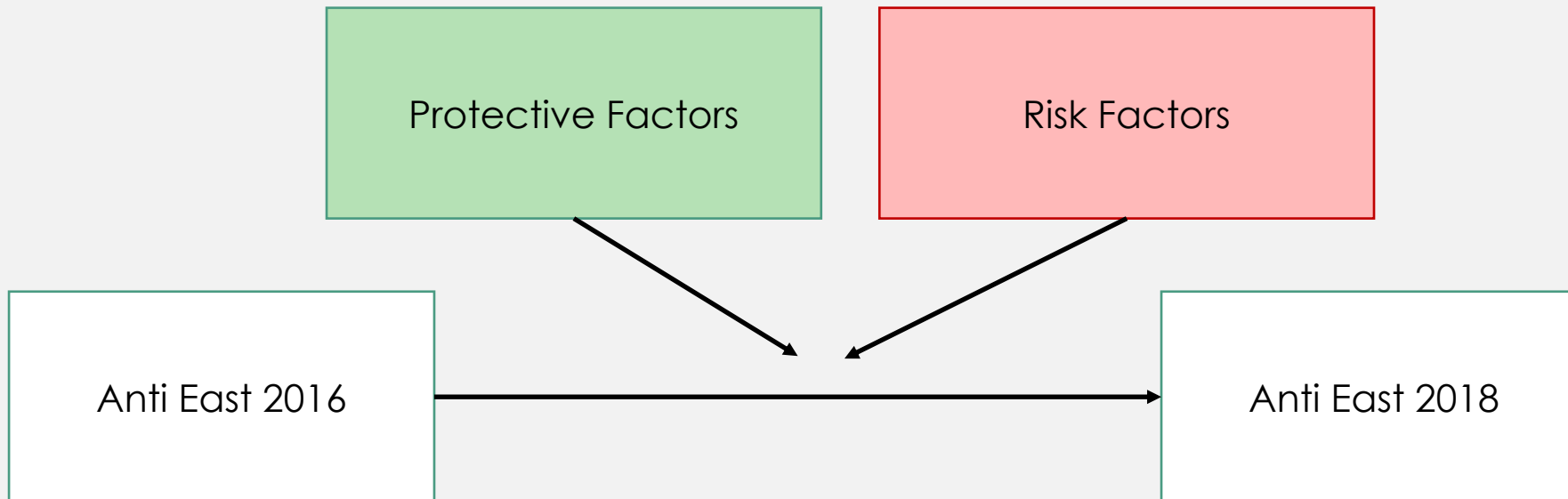


- Steady Low
- Increasing
- Decreasing
- Steady High

Sample Size: 2003
Phase 2: Scores 2018



Moderation Analysis



The moderation analysis is used to identify indicators that have an impact on a specific relationship. This can be between a driver and an outcome; or a trajectory between two time points. These can be protective factors that strengthen or weaken the relationship.

Influencing factors of Anti-East Tendency in Western Ukraine

■ Protective Factors
■ Risk Factors

Civic Behaviour

- Social Tolerance
- Civic Engagement
- Critical Literacy
- Civic Responsibility

Human Security

- Economic Security
- Personal Security
- Political Security

Psychosocial

- Executive skills
- Family coherence
- Trait optimism

Anti East 2016

Anti East 2018

Governance

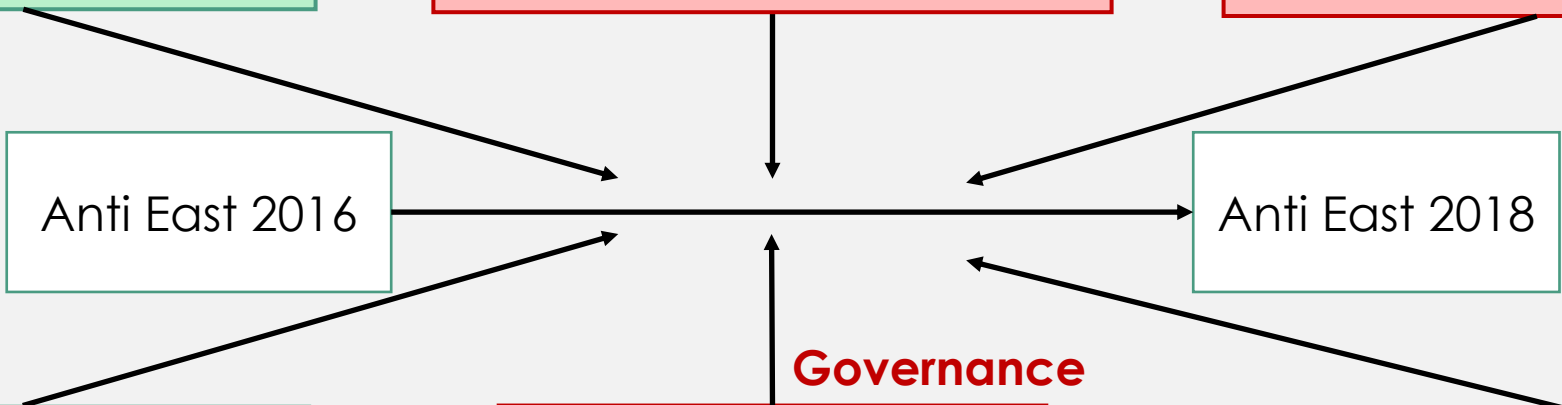
- Accountability / Authorities care

Governance

- Trust in community
- Trust in local authorities
- Infrastructure services

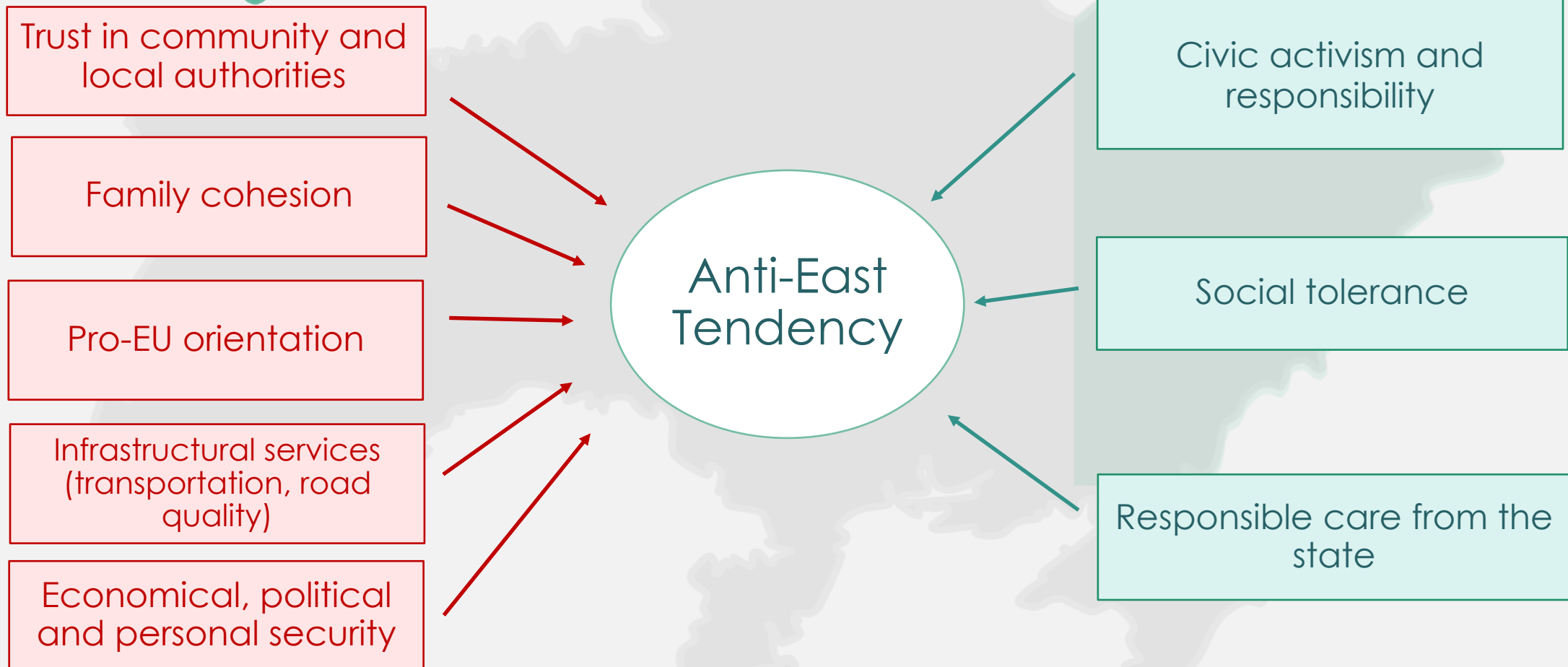
Political Beliefs

- Pro EU-Orientation
- Confidence in EUs stability
- Blames Ukraine & West



Influencing factors of Anti-East Tendency

- Protective factors
- Risk Factors



Directions for Programs and Interventions



Psychosocial wellbeing

Healthy civic engagement

Social tolerance

Political inclusion / representation

Wellbeing and security in Eastern Ukraine





Short summary

- Anti-East tendencies in Ukraine are based on the feelings of fear of losing personal security, family safety and welfare in society.
- Groups with strong anti-Eastern tendencies also have negative attitude towards people from the West and other groups. They have little contact with others, have weak socialization and self-regulation skills.
- The more groups feel that authorities equally care about different parts of Ukraine the more they are growing the feelings of civil responsibility, contact with others, the more harmonious their relations with outgroups become.

Annex

Selected indicators of intergroup dynamics in 2018

Negative Stereotypes

	1	2	3	4	5	6	7	8	9				
Steady Low 	Russians	3.6	Maidan critics and sceptics	3.3	Pro-Russia	2.8	Ukrainian Nationalists	2.1	Internally Displaced Persons	1.4			
	Maidan activists and supporters	1.4	Pro-Europe	1.0	People from Eastern Ukraine	0.7	People from Western Ukraine	0.6					
	Increasing 	Russians	4.8	Maidan critics and sceptics	4.5	Pro-Russia	4.3	Ukrainian Nationalists	4.3	People from Eastern Ukraine	4.1		
		Internally Displaced Persons	3.5	Pro-Europe	2.6	Maidan activists and supporters	2.4	People from Western Ukraine	2.3				
		Decreasing 	Russians	3.9	Maidan critics and sceptics	3.6	Pro-Russia	3.5	Ukrainian Nationalists	2.5	Internally Displaced Persons	2.2	
			Pro-Europe	1.6	People from Eastern Ukraine	1.5	Maidan activists and supporters	1.4	People from Western Ukraine	1.0			
			Steady High 	Russians	6.1	Maidan critics and sceptics	6.0	People from Eastern Ukraine	5.7	Pro-Russia	5.1	Internally Displaced Persons	3.7
				Ukrainian Nationalists	3.1	Pro-Europe	2.2	Maidan activists and supporters	2.1	People from Western Ukraine	1.9		

Social Threat

Steady Low



1	Russians	4.3
2	Internally Displaced Persons	3.1
3	Maidan critics and sceptics	2.8
4	Pro-Russia	2.5
5	Ukrainian Nationalists	2.2
6	Maidan activists and supporters	1.9
7	People from Eastern Ukraine	1.1
8	Pro-Europe	1.1
9	People from Western Ukraine	0.9

Increasing



1	Russians	5.2
2	Maidan critics and sceptics	4.9
3	People from Eastern Ukraine	4.8
4	Pro-Russia	4.7
5	Ukrainian Nationalists	4.4
6	Internally Displaced Persons	3.6
7	Maidan activists and supporters	3.5
8	People from Western Ukraine	3.4
9	Pro-Europe	3.3

Decreasing







1	Internally Displaced Persons	4.5
2	Russians	3.9
3	Maidan critics and sceptics	3.5
4	Pro-Russia	3.4
5	Ukrainian Nationalists	2.8
6	People from Eastern Ukraine	2.3
7	Pro-Europe	2.0
8	Maidan activists and supporters	2.0
9	People from Western Ukraine	1.7

Steady High







1	Russians	6.0
2	People from Eastern Ukraine	5.7
3	Maidan critics and sceptics	5.4
4	Pro-Russia	5.2
5	Internally Displaced Persons	4.7
6	Ukrainian Nationalists	3.4
7	Maidan activists and supporters	2.8
8	Pro-Europe	2.8
9	People from Western Ukraine	2.7

Group Dialogue

Steady Low	Increasing	Decreasing	Steady High
			
<ul style="list-style-type: none"> 1 People from Western Ukraine 7.6 2 People from Eastern Ukraine 6.7 3 Maidan activists and supporters 6.2 4 Pro-Europe 6.1 5 Internally Displaced Persons 5.4 6 Pro-Russia 5.1 7 Ukrainian Nationalists 5.0 8 Russians 4.9 9 Maidan critics and sceptics 4.8 	<ul style="list-style-type: none"> 1 People from Western Ukraine 7.3 2 Maidan activists and supporters 6.6 3 People from Eastern Ukraine 6.4 4 Pro-Europe 6.1 5 Ukrainian Nationalists 5.3 6 Internally Displaced Persons 5.2 7 Pro-Russia 4.6 8 Maidan critics and sceptics 4.2 9 Russians 4.1 	<ul style="list-style-type: none"> 1 People from Western Ukraine 6.3 2 Maidan activists and supporters 6.2 3 Pro-Europe 6.0 4 Maidan critics and sceptics 5.2 5 Internally Displaced Persons 5.0 6 Pro-Russia 4.9 7 Russians 4.8 8 People from Eastern Ukraine 4.5 9 Ukrainian Nationalists 4.4 	<ul style="list-style-type: none"> 1 People from Western Ukraine 6.6 2 Pro-Europe 6.4 3 Maidan activists and supporters 6.3 4 Ukrainian Nationalists 5.2 5 Internally Displaced Persons 5.0 6 Pro-Russia 3.8 7 Maidan critics and sceptics 3.5 8 Russians 3.4 9 People from Eastern Ukraine 3.4

Social Proximity

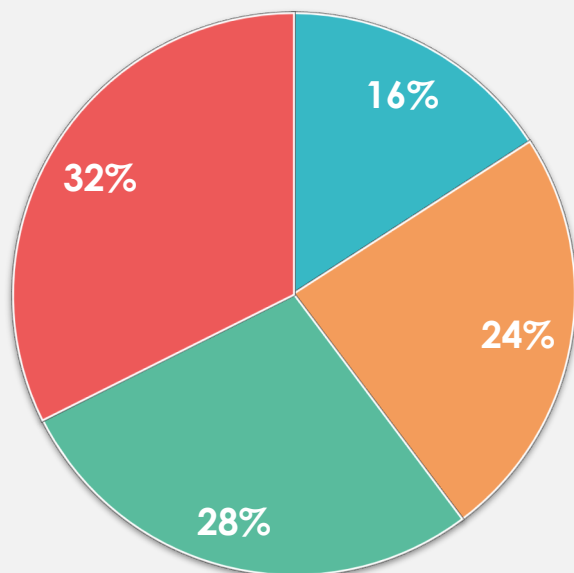
Category	Group	Score
Steady Low 	1 People from Western Ukraine	9.7
	2 People from Eastern Ukraine	9.5
	3 Pro-Europe	9.1
	4 Maidan activists and supporters	8.5
	5 Internally Displaced Persons	8.3
	6 Ukrainian Nationalists	7.2
	7 Maidan critics and sceptics	6.6
	8 Pro-Russia	5.7
	9 Russians	5.7
Increasing 	1 Maidan activists and supporters	8.3
	2 People from Western Ukraine	7.9
	3 Pro-Europe	7.4
	4 Internally Displaced Persons	5.5
	5 Ukrainian Nationalists	5.3
	6 People from Eastern Ukraine	5.3
	7 Maidan critics and sceptics	4.5
	8 Russians	4.5
	9 Pro-Russia	3.9
Decreasing 	1 People from Western Ukraine	9.5
	2 People from Eastern Ukraine	9.1
	3 Pro-Europe	8.3
	4 Maidan activists and supporters	7.6
	5 Internally Displaced Persons	7.3
	6 Ukrainian Nationalists	7.1
	7 Maidan critics and sceptics	5.9
	8 Russians	5.9
	9 Pro-Russia	5.4
Steady High 	1 People from Western Ukraine	7.7
	2 Maidan activists and supporters	7.6
	3 Pro-Europe	7.3
	4 Ukrainian Nationalists	5.9
	5 Internally Displaced Persons	5.2
	6 People from Eastern Ukraine	3.4
	7 Russians	3.2
	8 Maidan critics and sceptics	3.0
	9 Pro-Russia	2.5

Group Division: Anti-East Tendency - Ukraine

Name:	Stable Low	Increasing	Decreasing	Stable High
Khersonska	51%	17%	27%	6%
Donetska (GC)	21%	22%	49%	8%
Luhanska (GC)	25%	32%	33%	10%
Mykolaiivska	39%	21%	29%	11%
Zaporiz'ska	34%	39%	14%	13%
Kharkivska	30%	30%	25%	15%
Ternopil'ska	28%	15%	42%	15%
Dnipropetrovska	22%	21%	34%	23%
Chernivetska	4%	35%	38%	23%
Sumska	18%	25%	33%	24%
Odeska	20%	19%	36%	26%
Kyiv Oblast	13%	13%	44%	30%
Rivnenska	4%	24%	36%	36%
Kyiv City	16%	24%	23%	37%
Chernihivska	5%	30%	20%	45%
Vinnytska	8%	28%	19%	45%
Kirovogradska	3%	39%	12%	46%
Zakarpatska	1%	35%	16%	49%
Cherkaska	3%	28%	16%	54%
Zhitomir'ska	1%	21%	24%	54%
Poltavska	3%	26%	15%	56%
Khmelnitska	4%	21%	16%	59%
Lvivska	2%	24%	14%	60%
Ivano-Frankivska	3%	21%	8%	68%
Volynska	0%	2%	8%	90%

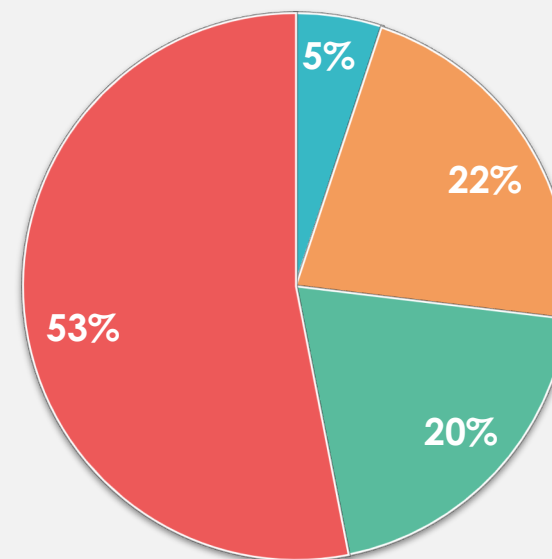
Anti-East Tendency Distribution

All Ukraine



■ Steady Low ■ Increasing ■ Decreasing ■ Steady High

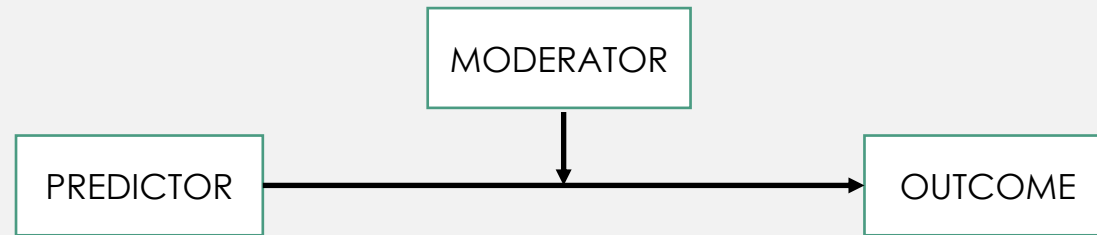
West Ukraine



■ Steady Low ■ Increasing ■ Decreasing ■ Steady High

Moderation Analysis

The moderation analysis is used to test if there is a change in the nature (i.e., changes the direction or strength) of the relationship between a predictor and an outcome.



For the Anti East Tendency we analyse possible differences in the relationship between Anti-East in 2016 (predictor) and Anti-East in 2018 (outcome) when specific behaviors (i.e., civic behaviors), political beliefs or contextual factors emerge.



Sample area: West Ukraine

Sample size: 2003

Summarizing moderators that were not significant

CIVIC BEHAVIORS
<i>Readiness for violence</i>
Soviet nostalgia
Information consumption
Pro free market orientation
Conservative values
Fatigue from conflict
Vocational and literacy skills
Sense of agency
Strength of civic initiatives

IDENTITY
<i>Ukrainian nationalism</i>
<i>Pluralistic Ukrainian identity</i>

POLITICS
Perceived EU benefit
Pro-Ukrainian Authorities
Support for amnesty
Support Ukrainian army operations
Support for peace talks
Donbas reintegration
Pro-Russia orientation

PSYCHOSOCIAL
<i>Empathy</i>
<i>Marginalization</i>
Social skills

REFORMS
Support for privatization reform
Scepticism about reform

DEMOGRAPHICS
Religiosity
Estimated income
Education

GOVERNANCE
Perceived corruption
Community cooperation
Trust in media
Trust in national authorities
Trust in security services
Positive entrepreneurship environment
Strength of civic initiatives
Social services
State services